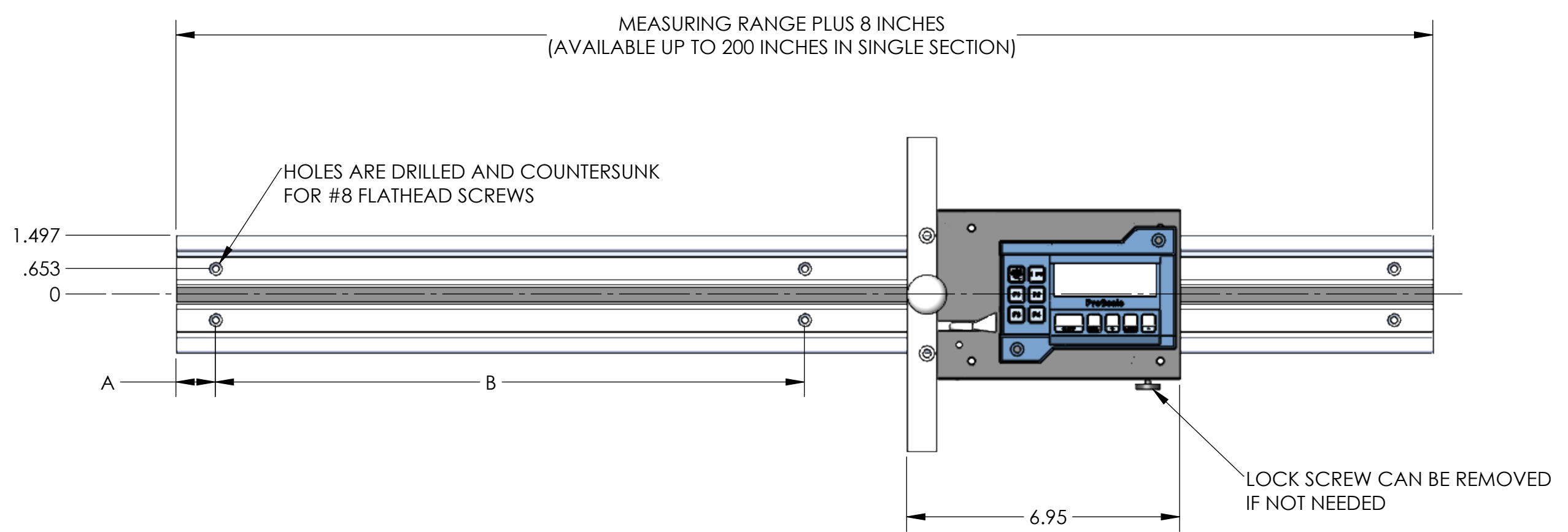
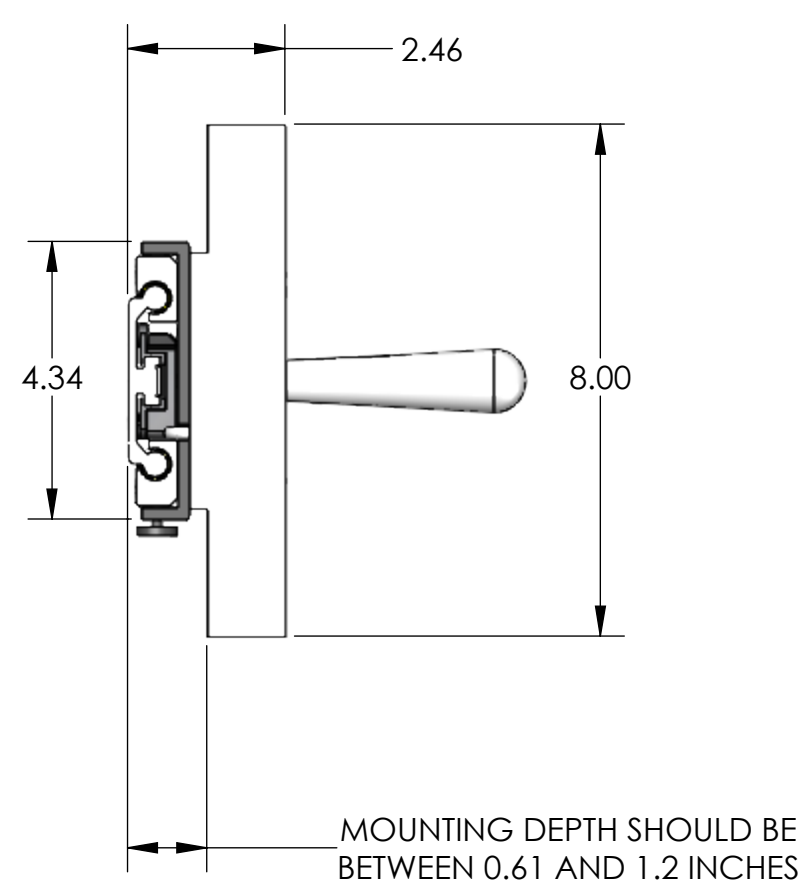
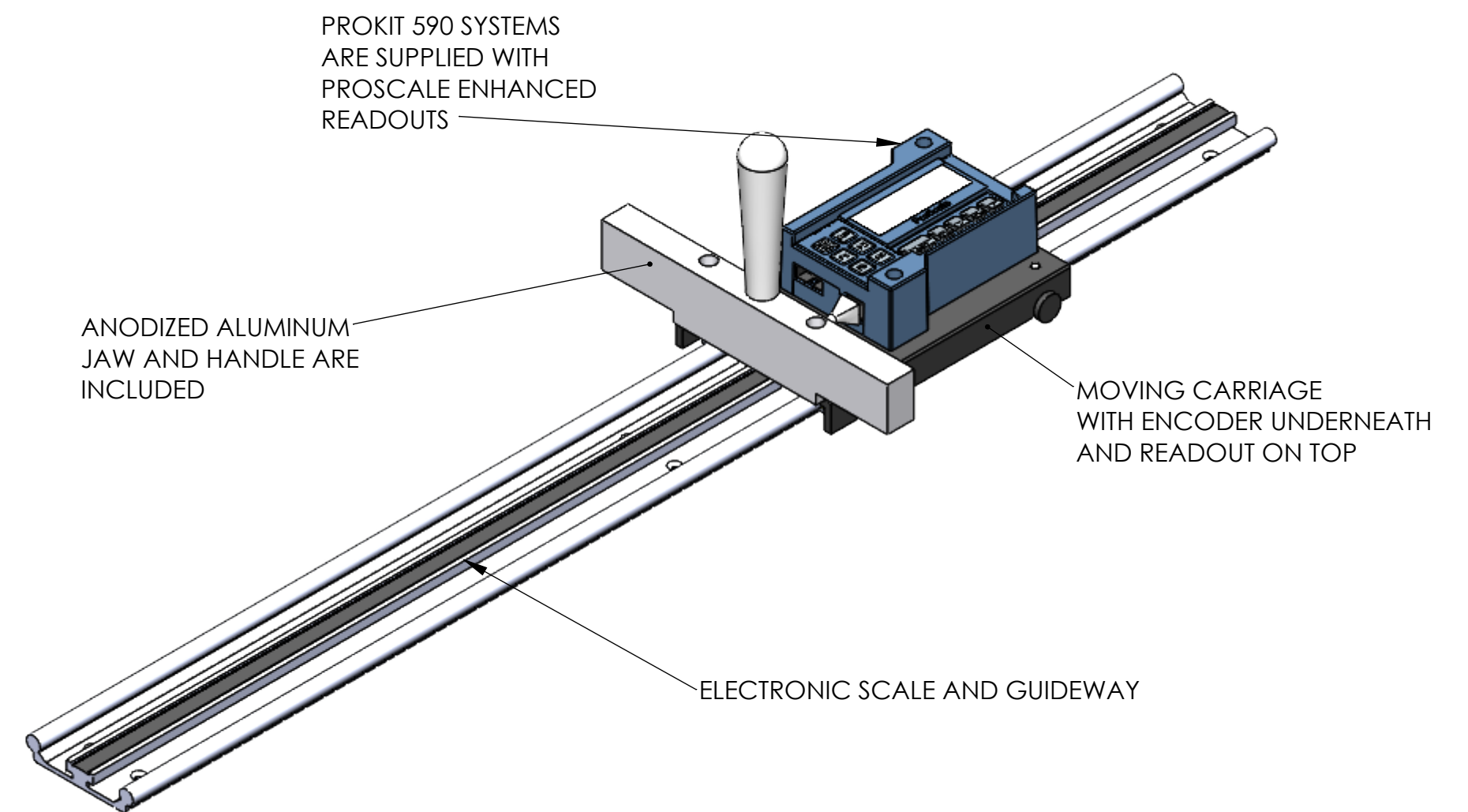


HOLE TABLE FOR MODEL 590:
DIMENSIONS ARE +/- 0.020 TOLERANCE, DIMENSIONS ARE IN INCHES

MODEL	PHYSICAL LENGTH	MEASURING RANGE	DIM A	DIM B	TOTAL HOLES
590-2	32	24	1.00	15.00	6
590-4	56	48	4.00	12.00	10
590-6	80	72	4.00	18.00	10
590-8	104	96	4.00	16.00	14
590-10	128	120	8.00	16.00	16
590-12	152	144	8.00	17.00	18
590-14	175	168	2.00	19.00	20
590-16	200	192	1.00	18.00	24



PROPRIETARY AND CONFIDENTIAL
THE INFORMATION CONTAINED IN THIS DRAWING IS THE SOLE PROPERTY OF ACCURATE TECHNOLOGY, INC. ANY REPRODUCTION IN PART OR AS A WHOLE WITHOUT THE WRITTEN PERMISSION OF ACCURATE TECHNOLOGY, INC. IS PROHIBITED.

UNLESS OTHERWISE SPECIFIED:	NAME	DATE	ACCURATE TECHNOLOGY INC.	
DIMENSIONS ARE IN INCHES	DRAWN	MF	7-10-17	TITLE: PROKIT 590
TOLERANCES:	CHECKED			
ANGULAR: MACH ±1 BEND ±2	ENG APPR.			
ONE PLACE DECIMAL ±0.050	MFG APPR.			
TWO PLACE DECIMAL ±0.020	Q.A.			SIZE DWG. NO. REV C 907-5X08-236 A
THREE PLACE DECIMAL ±0.005	COMMENTS:			
INTERPRET GEOMETRIC TOLERANCING PER:	MATERIAL ASST			SCALE: 1:3 WEIGHT: SHEET 1 OF 1
FINISH ASST	DO NOT SCALE DRAWING			