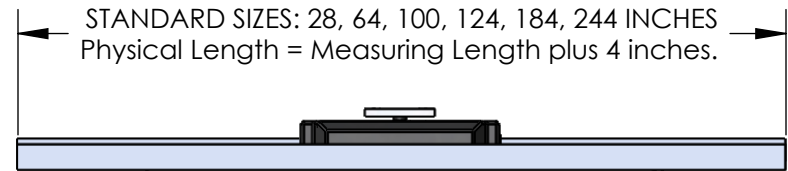
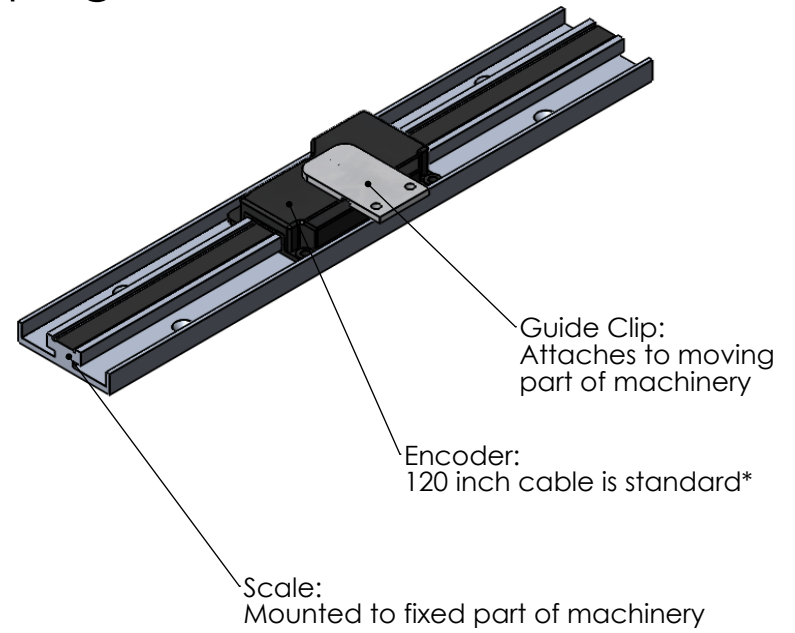
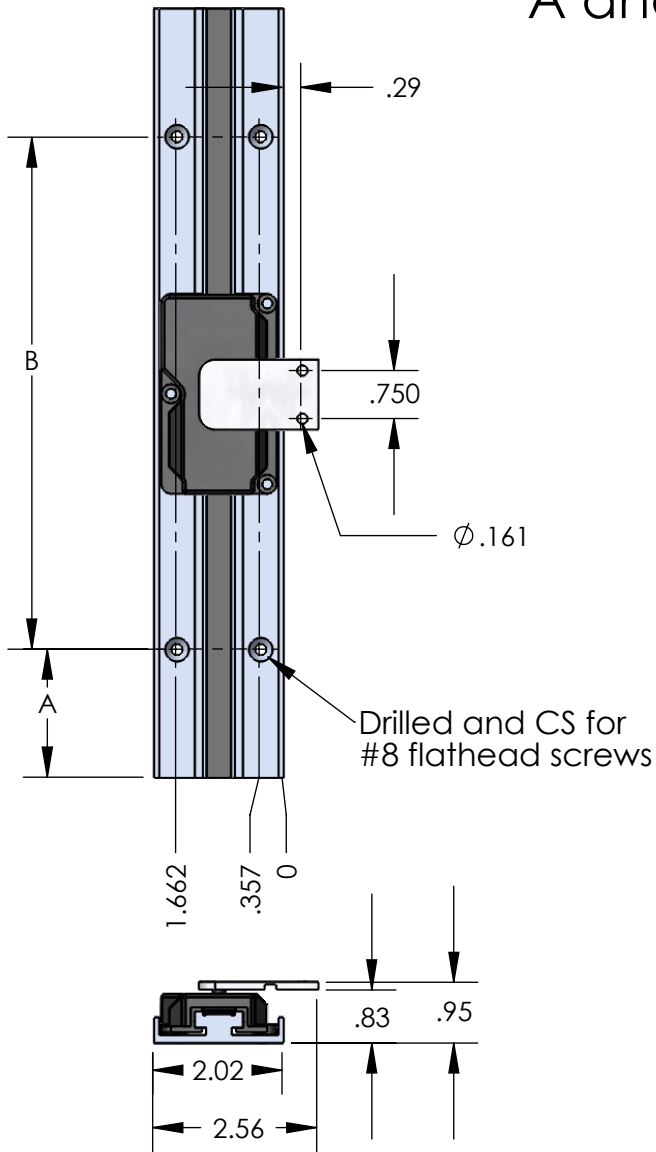


A and B dimensions on page 2.



*Encoders are stocked with: 12, 24, 72, 120, 240, 360 inch cables. The Model 290 is supplied with a 120 inch cable if no specification is made.

PROPRIETARY AND CONFIDENTIAL
 THE INFORMATION CONTAINED IN THIS DRAWING IS THE SOLE PROPERTY OF ACCURATE TECHNOLOGY, INC. ANY REPRODUCTION IN PART OR AS A WHOLE WITHOUT THE WRITTEN PERMISSION OF ACCURATE TECHNOLOGY IS PROHIBITED.

UNLESS OTHERWISE SPECIFIED:		NAME	DATE	ACCURATE TECHNOLOGY INC	
DIMENSIONS ARE IN INCHES		DRAWN	MF	7/30/2014	TITLE: ProScale Model 290
TOLERANCES:		CHECKED			
ANGULAR: MACH±1 BEND ±2		ENG APPR.			
ONE PLACE DECIMAL ±0.050		MFG APPR.			
TWO PLACE DECIMAL ±0.020		Q.A.			SIZE DWG. NO. REV A Installation Dimensions A
THREE PLACE DECIMAL ±0.005		COMMENTS:			
INTERPRET GEOMETRIC TOLERANCING PER:				SCALE: 1:3	WEIGHT:
MATERIAL				SHEET 1 OF 2	
FINISH					
DO NOT SCALE DRAWING					

HOLE TABLE FOR MODEL 290

Dimensions subject to change
Dimensions are +/- 0.020 tolerance.

MODEL	PHYSICAL LENGTH	MEASURING LENGTH	DIMENSION A	DIMENSION B	TOTAL HOLES
290-2	28 inches	24 inches	2.00 inches	12.00 inches	6
290-5	64 inches	60 inches	2 inches	30 inches	6
290-8	100 inches	96 inches	2 inches	16 inches	14
290-10	124 inches	120 inches	6 inches	16 inches	16
290-15	184 inches	180 inches	7 inches	17 inches	22
290-20	244 inches	240 inches	5 inches	18 inches	28