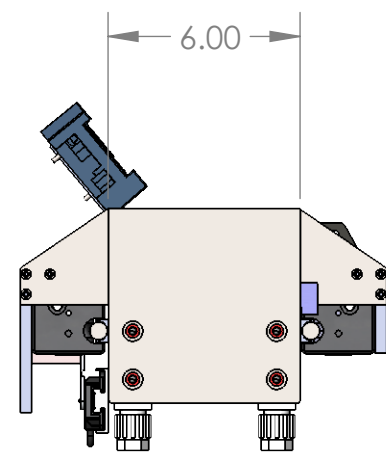
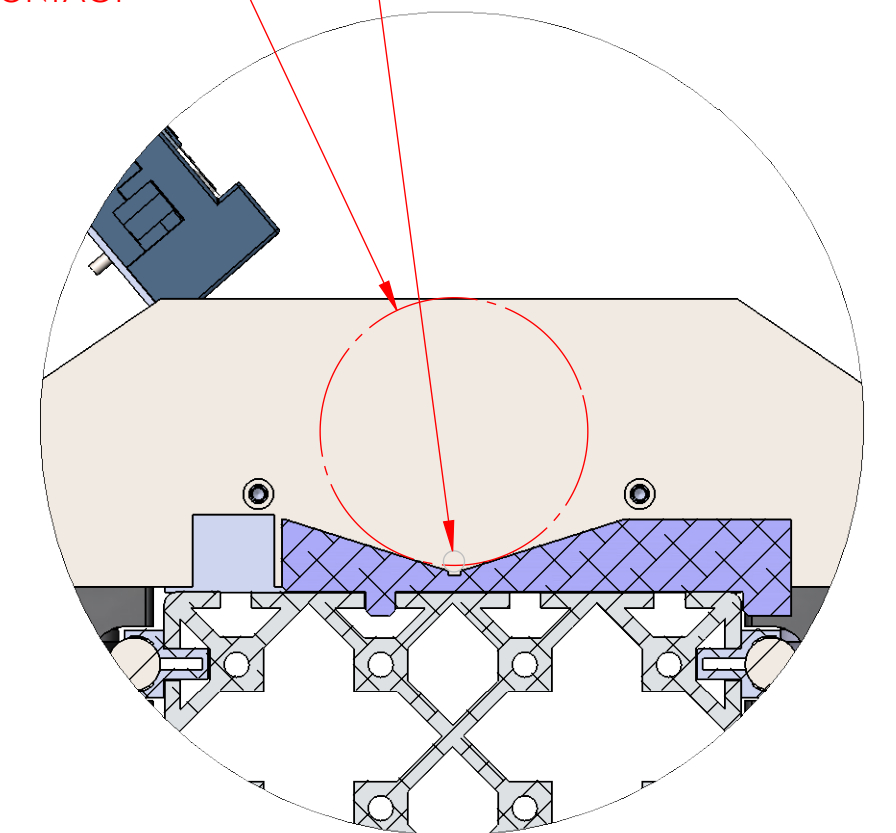
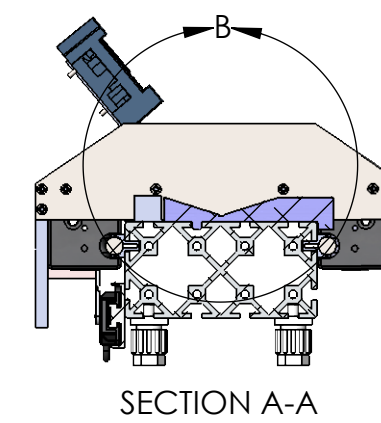


$\phi .22$ TYP. MINIMUM DIAMETER FOR PART TO HAVE SUPPORT IN THE VERTEX OF V-BLOCK

$\phi 2.79$ MAX DIAMETER ROUND FOR FULL JAW CONTACT



PROPRIETARY AND CONFIDENTIAL
THE INFORMATION CONTAINED IN THIS DRAWING IS THE SOLE PROPERTY OF ACCURATE TECHNOLOGY, INC. ANY REPRODUCTION IN PART OR AS A WHOLE WITHOUT THE WRITTEN PERMISSION OF ACCURATE TECHNOLOGY, INC. IS PROHIBITED.

UNLESS OTHERWISE SPECIFIED:	NAME	DATE	ACCURATE TECHNOLOGY INC.	
DIMENSIONS ARE IN INCHES	DRAWN	MF	2-3-12	TITLE: ProTable SA + V-BLOCKS
TOLERANCES:	CHECKED			
ANGULAR: MACH ± 1 BEND ± 2	ENG APPR.			
ONE PLACE DECIMAL ± 0.050	MFG APPR.			
TWO PLACE DECIMAL ± 0.020	Q.A.			SIZE DWG. NO. REV C 901-5080-XXX A
THREE PLACE DECIMAL ± 0.005	COMMENTS:			
INTERPRET GEOMETRIC TOLERANCING PER:				SCALE: 1:6 WEIGHT: SHEET 1 OF 1
MATERIAL				
FINISH				
DO NOT SCALE DRAWING				