


## Product Interfaces

Accurate Technology offers several interface products to help you get data from the machine/gage to your computer/PLC/console.

To connect any SPC-equipped ProScale readout (most of our products have these) to your computer for data collection, our ProRF interface is the simplest solution. ProRF supplies a 2-way link between a transmitter and a receiver that can be up to 100 feet apart. ProRF uses an industrial wireless frequency system to avoid conflicts with your machinery and computers, and each transmitter is uniquely identified so you know which machine/line/area the measurement data came from. The receiver plugs into the SPC port on the readout, and is powered by its own internal battery. When an operator presses the SEND key on a readout, the transmitter sends the measurement information to the receiver. The receiver easily connects to a computer with a supplied USB cable (a serial port connection option is available).







If you don't need a readout at the machine/gage (or if you wish to remotely install a readout), our RF-Encoder products can be used. Connect a ProScale encoder\* directly to a transmitter, and send measurement data to a remote readout or a computer (or both)! Range is approximately 100 feet.

\*or a ProScale digital readout version 3.200+

Prefer a wired connection? Connect an SPC-equipped ProScale readout directly to a computer using SmartCable or GageWay-SM. Both are supplied with a 6-foot cable and connect to a USB port on your computer. When SmartCable is used, an operator presses the SEND key on the ProScale readout, and the measurement is input as if it were typed on a keyboard. When GageWay-SM is used, the measurement is transferred to a COM port on the computer when the SEND key is pressed on the readout. The data can be collected by software that "listens" on the COM port. Alternatively the data can be requested by your software (from the computer end).



Looking for a more direct machine interface? Select from the following options:

<p>ProScale systems that include our Dual Input readout can connect to the readout using <b>RS232</b> interface. A terminal strip on the rear of the housing and simple ASCII commands allow measurement/data collection using several user-selectable baud rates.</p>	
<p>ProScale systems using our LED readout can connect the readout using <b>RS485</b> for data collection. A terminal strip on the rear of the housing and simple bus commands allow measurement/data collection using several user-selectable baud rates.</p>	
<p>Need a <b>0-5V</b> or <b>0-10V</b> analog interface? Our Analog Interface Unit (AIU) converts output from any SPC-port equipped ProScale readout to 4096 discrete voltage steps. Typically used for interfacing to a PLC.</p>	
<p>ProMux interfaces one, two, or three ProScale systems to <b>RS232</b>. You can directly connect encoders* to ProMux, or use output from digital readouts with ProMux.</p> <p>*direct connection only works with Model 150 and 250 grounded type encoders</p>	
<p><b>Bluetooth</b> interface is coming soon – watch our website for details!</p>	
<p><b>WiFi</b> interface is coming soon – watch our website for details!</p>	
<p><b>USB</b> interface is coming soon – watch our website for details!</p>	